



**EVERY CHILD
IS AN ARTIST.**

**THE PROBLEM IS
STAYING AN ARTIST
WHEN YOU
GROW UP.**

Picasso
- PABLO PICASSO



Cooperation
Slovenia
Teaching
ERASMUS+
2014-2017
Turkey
Project
Partnership
Hungary
Bulgaria
Meetings
Learning
France

ARTISTIC DOMAINS EXPLORED IN THE PROJECT:

1. Bulgaria:
Modelling and sculpture;
2. Hungary:
Realistic painting;
3. France:
Textile arts, European Patch-
work;
4. Poland:
Land' art;
5. Slovenia:
Architecture;
6. Turkey:
Photography;



Conception and realization of the
newsletter :

Emma Kovácsné Harmati
(Hungary), with
Csilla Kővári (Hungary)
Diana Antonova (Bulgaria)
Marja Panker and Marija Kus
(Slovenija)
Agnieszka Piorecka (Poland)
Necip Durak (Turkey)
Daniel Neff (France)

PRINTED BY US.



Every child is an artist.
-PABLO PICASSO-



Erasmus+ /2014-2017/ NEWSLETTER 3



PARTNER SCHOOLS

Six schools, in six countries, are involved in this project. France ensures the general coordination of the project and each partner has the task to coordinate one of the planned achievements of the project.

André Aalberg Primary School
SAINTE MARIE AUX MINES
FRANCE
Coordinator: Mr. Daniel Neff



88th Secondary School Dimitar Popnikolov
SOFIA
BULGARIA
Coordinator: Mrs. Diana Antonovna



Szabó Pál Primary School and AMI
VÉSZTŐ
HUNGARY
Coordinator: Mrs. Csilla Kővári



Ludwik Zamenhof's Primary School #51
BIAŁYSTOK
POLAND
Coordinator: Mrs. Agnieszka Piorecka



100. YIL Secondary School
MERSIN
TURKEY
Coordinator: Mr. Necip Durak



Osnovna šola Vič
LJUBLJANA
SLOVENIA
Coordinator: Mrs. Marja Panker



Contents:

Presentation of the pro- jects:

- Partners 1

All over, in Europe, our project is going on...

- In Turkey 2
- In Slovenija 2
- In Hungary 3
- In France 3
- In Poland 6
- In Bulgaria 6-7

In Turkey



Art is at school. ...

We started Textiles Art (Patchwork) studies as the third work. Four People from our project team joined the studies in France in September 2015. In the same period, We introduced Turkish Patchwork artists at our school. 5 th, 6 th and 7 th grades students did Patchwork studies with our art teacher Medine CARLAK. 8 th grades students didn't join this study because of the preparation for graduation exams.

All of the studies about art attract attention by our students. Our students found opportunities for recognize foreign and local artists and get information about them through this studies.

Worksheets



and photographs about studies are published in project website.

The adress of project website and a board which is introducing the project take part on our school walls.

Necip DURAK



In Slovenija



PRIMARY SCHOOL VIČ, LJUBLJANA, SLOVENIA

At the Primary school Vič we dedicated the spring and autumn of 2015 creating patchwork and visiting galleries.

In September, our works, created in the school year 2014/15 were exhibited in the local city library.

In the spring of 2015 we invited to our school the artist Jolanda Borič who creates patch-



work for more than 20 years. The artist had three workshops in the classes 2.C, 4.A in 4.B. The students created patchwork on the topic of Ljubljana, Slovenia and the sea.

The students of 2.C visited The City gallery where they could see the exhibition Examples



of Laughter in Art. With the excellent guidance through the exhibition the students created a short comic, learned what a photograph is, they observed the installations and pictures. They tried to mime the figures on the pictures and make their own collage. They learned a lot, were very creative and had a lot of fun.



shirts with patchwork letters and when they were ready , the students grouped together and formed several messages.

We really enjoyed learning about Textile Art and feel confident in our new skills now!

[http://echildart-](http://echildart-ist.blogspot.bg/2015/10/13-19-2015.html?view=sidebar-our-blog)

ist.blogspot.bg/2015/10/13-19-2015.html?view=sidebar-our-blog



ЦЕНТЪР ЗА РАЗВИТИЕ НА ЧОВЕШКИТЕ РЕСУРСИ

Every child is an artist

We started working on the topic of land art during the third year of the project. The students and teachers met regularly to study about this art and to develop lessons sequences. We created a lesson called "Colourful Dandelions "which we also presented in Byalistok during our project meeting in October 2016.Our second lesson was called " A colourful Rainbow"and our third one was "Pompons and Tessels". Here are some pictures of our working process, different stages and ready products.

- Creating a colourful flower patch.
- Wrapping a chair with yarn
- Wrapping trees with yarn to create land art
- Happy to work on out project
- Creating land art 88th Secondary School Dimitar Popnikolov, Sofia



In Poland



interesting patterns of embroidery, lace, patchwork and embroidered bags, as well as unusual hats. The huge wall of our corridor, presented all sorts of clothing, from cocktail dresses to leather embossed patterned pants that came straight from Houston, Texas. The cabinets were exhibiting multicolored costumes on dolls from all around the world. We could also see the beautiful wedding gowns from the Wedding Fashion Studio "Caprice". Lace, ruffles and embroidery patterns can impress everyone. We wanted to show how very rich and various textiles can be and what this term could be hiding.

What lies ahead?



One more exhibition related to the patchwork awaits us. We are slowly getting ready to another project activity, which is architecture. We are facing new, interesting workshops, fascinating stories about the buildings and city.




In Bulgaria



Our work began with 2 teachers and 5 students visiting Saint Mary O'Mine. There we spend six magnificent days in the town among friends and visiting classes and the International Patchwork Festival. Our team conducted a lesson called "Multi-coloured Paper Album" and we observed our partners' lessons.

At school we studied textile art through the years, created Powerpoints on the topic and a slideshow with our work. The students together with our Art teachers made cushions using the patchwork techniques.

We continued our cooperative work with New Bulgarian University and visited a lecture on Patchwork there. We visited an exhibition on the topic. Then together we created a lesson whose purpose was to create T-



In Hungary



Patchwork in Hungary

Theme: decorating fabric bags with patchwork technic

Age group: 3. class

Materials needed: templates, fabrics, blue dye, paper, scissors, glue, ruler, special glue, fabric bag.

Steps:

1. Drawing geometrical formations according to the templates, then students cut out them, put them on the fabric and draw them round.



2. Cutting out the bigger or smaller shapes. They should be diverse, thus variability is greater.



3. Sewing is difficult to carry out, thus after tuck in the edges, students fix the cut-out shapes with a special glue.


4. Laying out different samples from the ready elements. I can be varied, students can play with shapes and colours.



5. If they can find the appropriate sample, then they can fix it. The glue is a special textile glue.



6. The ready sample is stuck on the fabric bag. The bag is washable and ironable on 40 °C.



In France



Aalberg school : Erasmus+ meetings !

2015 was marked by two principal moments in the Erasmus + programme (project : Every child is an artist), initiated in Sainte-

Marie-aux-Mines by Aalberg school :

At the end of May, 9 children volunteers, ambassadors of 4 classes involved in the project and their professors, Ms Lammersfeld, Ms Minnec and Mr Walter, went to Sofia for a meeting about sculpture with Bulgarian, Turkish, Hungarian, and Polish children.

The first part of the week was dedicated to concrete exchanges (in English of course): sculpture workshop (cardboard and paper, aluminum wire and clay, etc ...) and sports games. The second part of the week was dedicated to the discovery tour of the old city and the University of Sofia, visit of the Provdiv, famous for its relics of the Roman era.

The second highlight of the Erasmus meetings of the year was the arrival in Sainte-Marie-aux-Mines in September of a dozen of students and fifteen European teachers. Their goal: to discover our valley and Alsace of course but especially textile arts seen by Aalberg and Echery's schools. The week was also shared between practices and cultural discovery workshops: discovering patchworks presentations at the 21st European Exhibition of the Patchwork in churches and other halls of the valley, visit of the Museum of Printing in Mulhouse, conference on our textile heritage, workshops on weaving, courses offered by specialist teachers in each country. The children have produced original and very diverse creations at the end of the week, which were the subject of an exhibition admired by an attentive audience of parents, politicians and educational advisers. At this occasion European songs and dances have ended this week, dense and rich for all, a time of sharing and learning. Special thanks to the French students, guardians of their foreign counterparts, but also to the parents who gave their time and shared their homes and meals each day with our guests.

Next meeting in Slovenia on the theme of urban arts! A dozen of students from Aalberg and Echery schools should make the trip in may 2016 ...

JCG

Erasmus+ Programme: European project on the theme of visual arts involving Polish, Turkish, Bulgarian, Hungarian, Slovenian and French schools...!



What's new ... „Textile art - Patchwork.”

Regarding Erasmus + - "Every child is an artist," 2014-2017, L. Zamenhof's Primary School No. 51 began in the first semester, the third activity - "Textile art- Patchwork."

Meetings with art

Students from grades IV and V -these who are involves closely with the project, together with their teachers participated in the trip to Supraśl. We were accompanied by sunny weather and good sense of humor. We visited the Monastery of the Annunciation of the Blessed Virgin Mary, the Icon Museum and the School of Fine Arts. The person who guided us

through, showed its most interesting places. We had the opportunity to see the oldest and the largest church (many years ago also a defensive point) and get to know its history. With great curiosity and interest we visited the amazing Museum of Icons. Step by step, the guide



Nagórna (for 30 years leading the studio), but they could experience the work on the real frame of textile art. The next workshops we visited were workshops: painting, woodcarving, graphics and sculpture workshop conducted by the renowned sculptor Mrs. Margaret Niedzielko.

A child as an artist



23.10. 2,015 students in grades fourth and fifth from the project group Erasmus +, once again experienced an art workshop at the Slendzinskich's Gallery. This time it was a two-hour workshop "Paste patchwork" and as always very interesting.

The theme was the colors of autumn: colorful leaves, rowan, made with a patchwork technique. The works were created with beautiful, different materials donated to our students at the workshop by Mrs. Elizabeth Wysocka.



By the contrast, Mrs. Yovita, an educator from the Gallery, was leading classes, all the time and assisting our young artists towards the creation by them - the most beautiful works in quilt.



We create together ...

In the Arthur Grottger's High School of Fine Arts in Supraśl, the workshop was held "Artistic dyeing of fabrics". It was attended by students from our project group with their parents. The classes were led by the artist, the teacher from the faculty - tapes-




try - Urszula Nagórna. This fun technique - "artistic dyeing of fabrics," not only interested our children, but also involved parents into creative process, as shown in the pictures below. The workshop participants were very well entertained after the art of dyeing. They were also proud of the end

results of their works.

The teacher also can

On 13 October in our school, there was another workshop for our teachers. This time with the "textiles, quilts". This workshop was led by Mrs. Elizabeth Wysocka a dressmaker from Alexander Węgierki Drama Theatre in Białystok. We deepened the secrets of creating the classical patchwork - by hand with a needle and a thread. The resulting patchwork will be sewn in one common school patchwork. The working atmosphere was very pleasant accompanied us by music, good sense of humor and slides of Europa patchwork Festival 2015 in France.



Our exhibitions

The world is rich in textiles. We could admire examples of fabrics and patchworks in the halls of our school. In September, we could see batiks from the County Centre of Culture Animation in Białystok. As well as works made in batik technique, straight from Africa, from private collections.

The month of October, was presented by a new exhibition titled "The Woman with Class". We could admire wedding dresses and formal ones of our teachers, principle and parents. We also presented theatrical costumes from the baroque period costumes from the plays of William Shakespeare created by Mrs. Elizabeth Wysocka to the project "Revival".

At the exhibition of textiles, there were collected various needle-works and crochet jewelry made of silk and wool. We could see the



Erasmus+